


Driven propshaftless, close-coupled directly to the PTO-gearbox



- Capacity up to 600l/min
- Integrated pneumatic or mechanical by-pass valve
- One pump easily changes into both directions
- Robust and compact design, the dimensions are similar to those of a hydraulic pump

Installation Savings Total **650**
+ Operating Savings **per year 240 !**

Installation savings:	
Propshaft complete	250
Mounting brackets	50
Pipework	100
Labour cost	250
total	650
Operating savings:	
Propshaft drive	6 kg
Mounting brackets + pipe work	3 kg
Pump weight	21 kg
total weight savings	30 kg
$30\text{kg} \times 8^* = 240$ per year	


*annual savings per kg according to aluminum wheel manufacturers

PTO-FIT

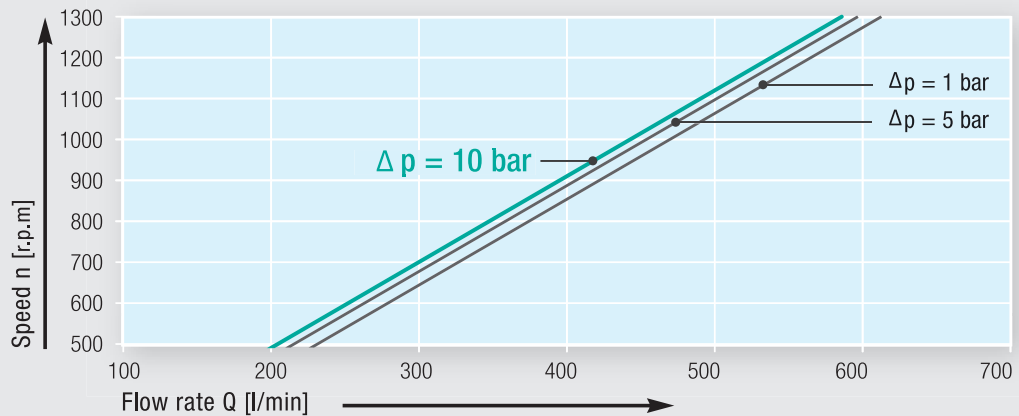
TANK TRUCK VANE PUMP



DIMENSIONS



FLOW RATE



INPUT POWER

The input powers of the pump are minimum values for non-viscous media with viscosities up to approx. 12 cSt as e.g. heating oil EL, diesel and motor gasoline.

PUMP TYPES

PTO-FIT with pneum. by-pass valve
1,7 bar 2320023

PTO-FIT with mech. by-pass valve
6.0 bar 2322298

PTO-FIT easily changes into right or left direction by changing the relief valve to the opposite side and turning the S and D flange by 180°.

